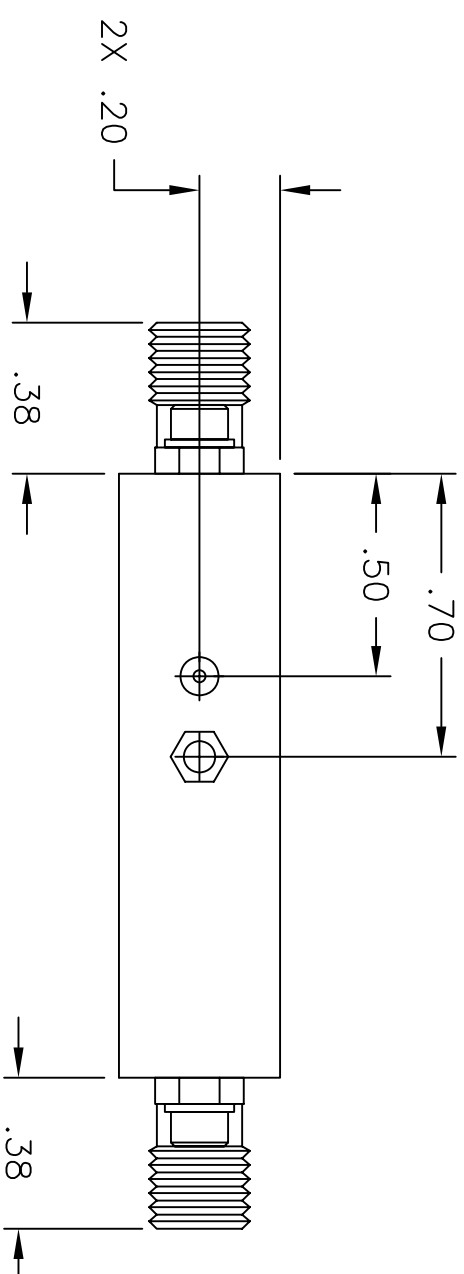


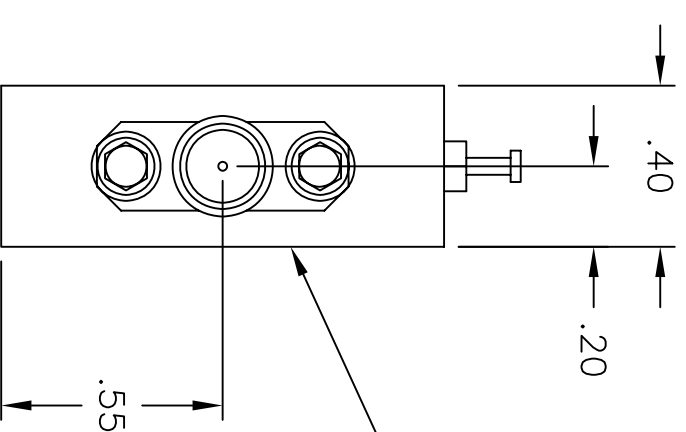
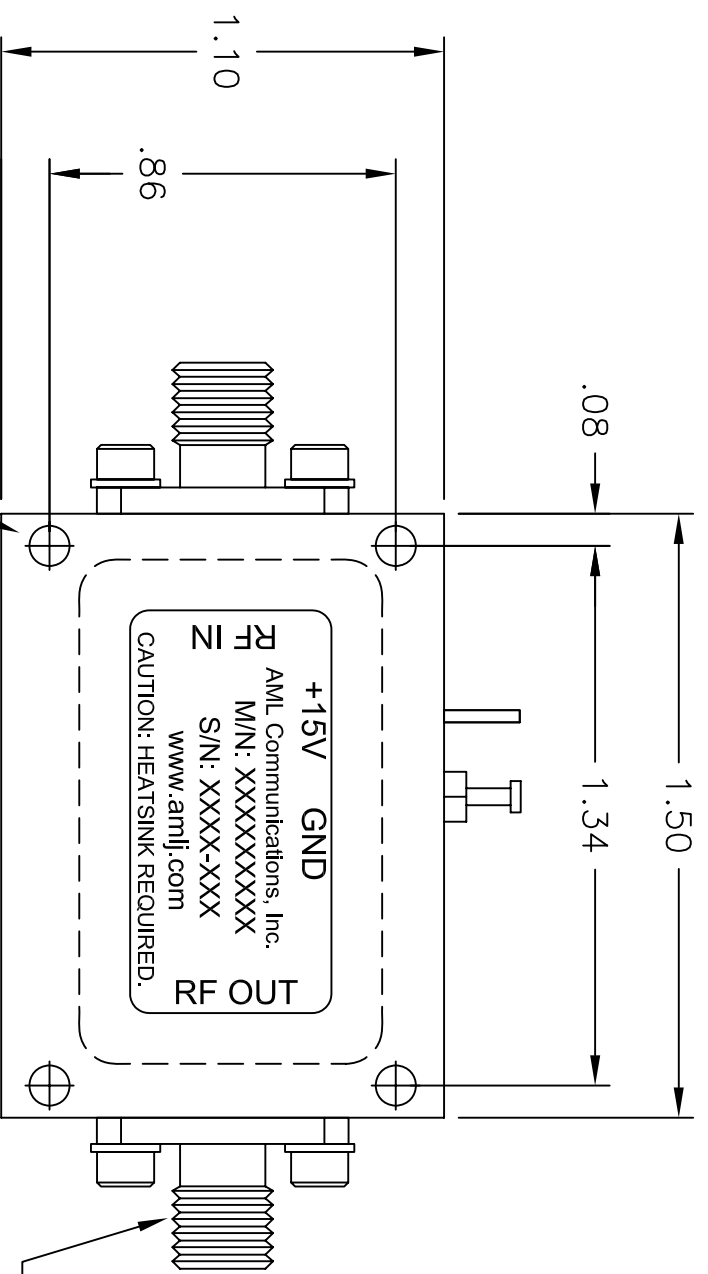
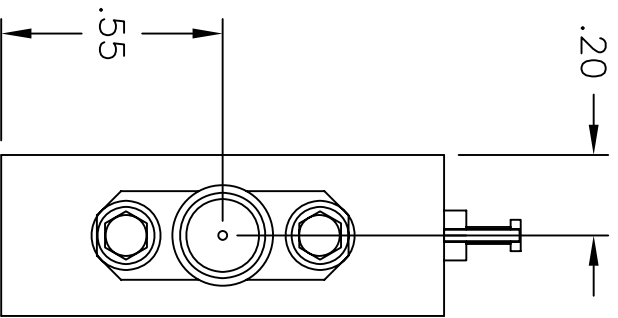
This Document is the property of AML Communications, Inc. The information contained in this Document shall not be reproduced, copied, released or made available to any third parties without prior written authorization. Utilizing information contained in this Document for manufacture or sale of products without prior written authorization is strictly prohibited.

REVISIONS

ECO #	REV	DESCRIPTION	DATE	APPROVED
-	-	RELEASE	12/30/03	M. CALAYAN



MOUNTING SURFACE



4X Ø0.101/0.106 THRU

NOTES:

1. SMA CONNECTORS CAN BE REMOVED FOR "DROP-IN" APPLICATIONS, EXPOSING Ø0.018 X .10 LONG PINS.
2. THIS COMPONENT DISSIPATES HEAT WHEN OPERATING. TO ASSURE ADEQUATE MARGIN FOR RELIABILITY THIS COMPONENT MUST BE ATTACHED TO A HEATSINK. CONSULT FACTORY FOR APPROPRIATE HEATSINK SURFACE AREA. THERMAL GREASE IS RECOMMENDED.
3. MARK LABEL WITH MODEL NUMBER AND SERIAL NUMBER AS DEFINED BY TRAVELER.

UNLESS OTHERWISE SPECIFIED DIMENSIONS ARE IN INCHES TOLERANCES ARE: DECIMALS .XX ± 0.01 ANGLES ± 5° .XXX ± 0.005		THIRD ANGLE PROJECTION	
MATERIAL: ALUM ALLOY 6061		DRAWN BY: SH	
FINISH: NICKEL PLATE PER MIL-C-26074, 500 UIN MAX		CHECK BY: SH	
DO NOT SCALE DRAWING		DESIGNED BY: AML	
		DATE: _____	
APPROVED: _____		DATE: 12/30/03	
ENGR: Tibby Mazilu		ENGR: _____	
MFG ENGR: Della Virto		MFG ENGR: _____	
QA: Greg Isler		QA: _____	
RELEASED BY: Mike Calayan		RELEASED BY: _____	
TITLE: OUTLINE, OL37 CATALOG AMPLIFIER		SCALE: NTS	
DATE: 12/30/03		DATE: 12/30/03	
GENERAL FABRICATION NOTES: (UNLESS OTHERWISE SPECIFIED) 1. REMOVE ALL BURRS AND BREAK SHARP EDGES .005 MAX. 2. DIMENSION(S) APPLY AFTER FINISH. 3. 63 MAX. MACHINE FINISH. 4. INTERPRET DRAWING PER ANS/ASME Y14.5M-1994		BOM NUMBER: VARIOUS	
SHEET NUMBER: 1 OF 1		SHEET NUMBER: 1 OF 1	
DRAWING NUMBER: 002-0358		SIZE: B	
		REV: -	

