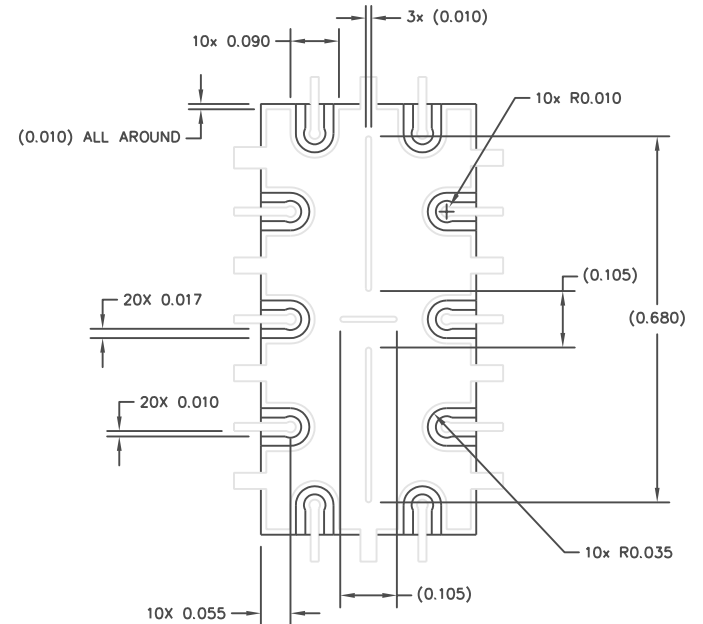
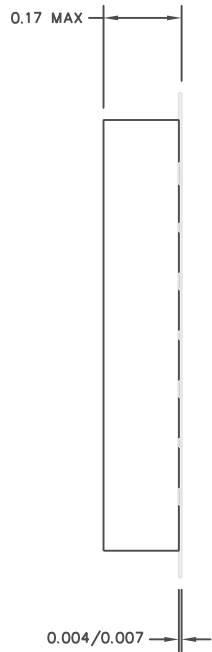
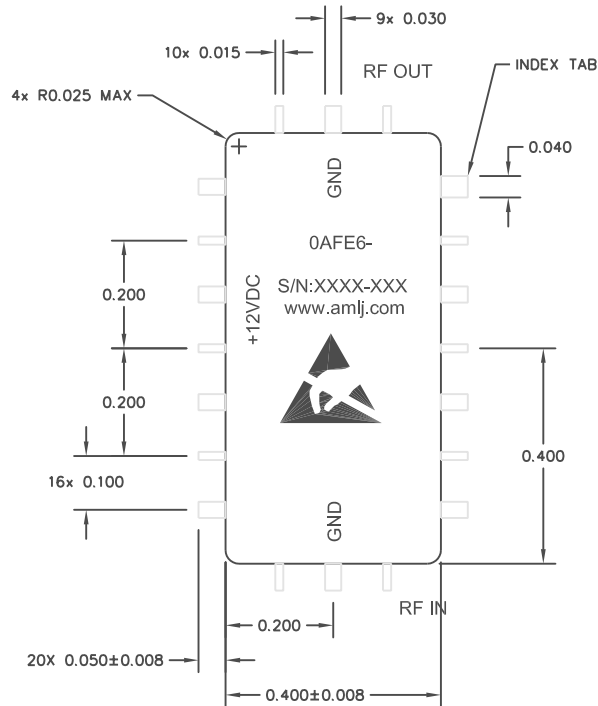
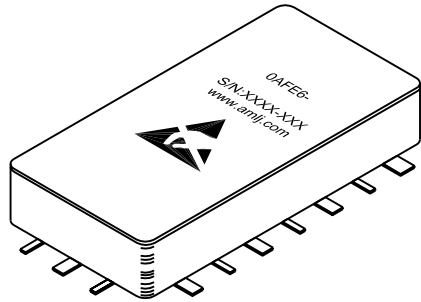


This Document is the property of AML Communications, Inc. The information contained in this Document shall not be reproduced, copied, released or made available to any third parties without prior written authorization. Utilizing information contained in this Document for manufacture or sale of products without prior written authorization is strictly prohibited.



REVISIONS				
ECO#	REV	DESCRIPTION	DATE	APPROVED
ECO#	REV	DESCRIPTION	DATE	NAME

# STATIC SENSITIVE DEVICE

NOTES:

1. MARK AS SHOWN IN BLACK INK PER MIL-STD-130.
2. MARK DATE CODE AND SERIAL NUMBER AS DEFINED BY TRAVELER.

UNLESS OTHERWISE SPECIFIED DIMENSIONS ARE IN INCHES TOLERANCES ARE: DECIMALS .XX ± 0.01 .XXX ± 0.003	 THIRD ANGLE PROJECTION	DRAWN BY ABC CHECK BY XYZ	TITLE:  <h2 style="text-align: center;">THE DRAWING TITLE</h2>	 CAMARILLO, CALIFORNIA, USA	
		DESIGNED BY INITIALS			BOM NUMBER <h3 style="text-align: center;">BOM # :</h3>
MATERIAL #1MATERIAL #2MATERIAL #3MATERIAL	ENGR NAME MM/DD/YY APPROVED DATE	ENGR NAME MM/DD/YY	SCALE: SCALE DATE: DATE	SHEET NUMBER 1-OF-1	SIZE B
FINISH #1FINISH #2FINISH #3FINISH	MFG ENGR NAME MM/DD/YY QA NAME MM/DD/YY	MFG ENGR NAME MM/DD/YY QA NAME MM/DD/YY	GENERAL FABRICATION NOTES: (UNLESS OTHERWISE SPECIFIED) 1. REMOVE ALL BURRS AND BREAK SHARP EDGES .005 MAX. 2. DIMENSION(S) APPLY AFTER FINISH. 3. $\sqrt{\text{MAX. MACHINE FINISH.}}$	DRAWING NUMBER DWG #	REV
DO NOT SCALE DRAWING	RELEASED BY: MIKE_CALAYAN MM/DD/YY	RELEASED BY: MIKE_CALAYAN MM/DD/YY	4. INTERPRET DRAWING PER ANSI/ASME Y14.5M-1994		